

COLLECTIONS OVERVIEW


FROM SLEEK MODERN STYLES TO RUSTIC CHARACTER AND LIGHTLY TEXTURED CHOICES, YOU'LL FIND FLOORING TO INSPIRE YOUR IMAGINATION AND MAKE YOUR SPACE JUST WHAT YOU ENVISION.



FLOORING TO LAST A LIFETIME | PROTECTED BY THE ULTIMATE™ FINISH | 50-YEAR ULTIMATE FINISH WARRANTY

EURO WIDE PLANK COLLECTION

—by Somerset—




Premium European White oak flooring with stunning wire brushed texture will add a timeless foundation of character to your home.

Species: European White Oak
Construction: Solid**Plus**® XP Engineered
Width: 8-1/4"

Profile: Eased edges/Eased ends
Gloss Level: Low
Features: Wire brushing/Dual Staining

HAND CRAFTED COLLECTION

—by Somerset—




Subtle hand scraping and hand applied texture in wide widths or pre-packaged random-width pattern for a truly unique floor.

Species: Hickory, Appalachian Oak
Construction: Solid**Plus**® Engineered
Widths: 6" (Hickory); 7" (Oak);
Random 3-1/4-4-5"

Profile: Eased edges/Eased ends
Gloss Level: Low
Features: Hand applied texture

WIDE PLANK COLLECTION

—by Somerset—




Wide plank flooring in premium Appalachian species makes a stunning design statement in your home.

Species: Hickory, Appalachian Oak
Construction: Solid**Plus**® Engineered
Widths: 6" (Hickory); 7" (Oak);

Profile: Eased edges/Eased ends
Gloss Level: Low
Features: Ultra-wide widths

CHARACTER COLLECTION

—by Somerset—



Known for dramatic color variation and stunning natural features, hickory is also one of the most durable woods used for flooring. Flooring in this collection will give your space timeless character.

Species: Hickory
Construction: Solid, Solid**Plus**® Engineered
Widths: Solid; 3-1/4", 4", 5"
Solid**Plus**® Engineered; 3-1/4", 5"

Profile: Eased edges/Eased ends
Gloss Level: Low
Features: Stunning natural character

CLASSIC CHARACTER COLLECTION

—by Somerset—



Light texture combined with natural character and a stunning low-gloss finish.

Species: Appalachian Oak
Construction: Solid, Solid**Plus**® Engineered
Widths: Solid; 5"
Solid**Plus**® Engineered; 3-1/4", 5"

Profile: Eased edges/Eased ends
Gloss Level: Low
Features: Stunning natural character



All Somerset Hardwood Flooring Collections are certified to be able to be professionally sanded and refinished.

CLASSIC COLLECTION by Somerset™




Premium Appalachian oak flooring with a light texture and low-gloss finish.

Species: Appalachian Oak
Construction: Solid, SolidPlus® Engineered
Widths: Solid; 2-1/4", 3-1/4"
 SolidPlus® Engineered; 3-1/4", 5"

Profile: Solid – Eased edges/Square ends
 Engineered – Eased edges/Eased ends
Gloss Level: Low
Features: Lightly textured surface

COLOR PLANK COLLECTION by Somerset™




Solid Appalachian oak flooring in plank widths and popular colors to add timeless style to your space.

Species: Appalachian Oak
Construction: Solid, SolidPlus® Engineered
Widths: Solid; 4", 5"
 SolidPlus® Engineered; 3-1/4", 5"

Profile: Eased edges/Eased ends
Gloss Level: Semi-gloss
Features: Smooth finish

COLOR STRIP COLLECTION by Somerset™



Solid Appalachian oak flooring in popular stain colors. (These colors are also available in plank widths and in SolidPlus® engineered construction in our Color Plank Collection.)

Species: Appalachian Oak
Construction: Solid
Widths: 2-1/4", 3-1/4"

Profile: Eased edges/Square ends
Gloss Level: Semi-gloss
Features: Smooth finish

HOMESTYLE COLLECTION by Somerset™




Solid Appalachian oak flooring with the added design feature of a four-sided eased edge.

Species: Appalachian Oak
Construction: Solid
Widths: 2-1/4", 3-1/4"

Profile: Eased edges/Eased ends
Gloss Level: Semi-gloss
Features: Smooth finish

HIGH GLOSS COLLECTION by Somerset™



Solid Appalachian oak flooring with a higher gloss finish will make your space shine.

Species: Appalachian Oak
Construction: Solid
Widths: 2-1/4", 3-1/4"

Profile: Eased edges/Square ends
Gloss Level: High gloss
Features: Smooth, high gloss finish

THE BEAUTY OF REAL SOLID WOOD! SOMERSET GIVES YOU OPTIONS.



SOLID

3/4" traditional solid
 Install on or above grade.



SOLIDPLUS®
 ENGINEERED

1/2" thick, 3mm wear layer,
 multi-ply premium plywood core
 Install on, above, or below grade
 and over radiant heat.



SOLIDPLUS®XP
 ENGINEERED

9/16" thick, 3.5mm wear layer,
 multi-ply premium lumber core
 Install on, above, or below grade
 and over radiant heat.



Scan to learn more